


Slips, Trips and Falls: Kitchen and Cafeteria

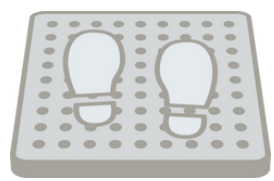
Tips to Prevent Slips, Trips, and Falls in the Kitchen



Schedule time into each shift to clean up and **keep work and dining areas tidy**



All **spills should be cleaned at once**, and **wet floor signs** placed until dry



Place **non-slip mats** in wet areas and have employees wear **slip-resistant shoes**




Announce entry and exit from the kitchen as well as around others cooking

Regular Inspection of the Work Area

Conduct regular inspection of the floors to check for:

- Missing material
- Chipped material
- Curling rugs
- Check drains for clogs to ensure good drainage
- Any other tripping hazards



Helpful workplace changes...

- Make quick repairs to flooring, drains and drain covers when needed
- Place mirrors around corners of commonly traveled areas to see other workers coming



Dining room arrangement

When possible, arrange seating to be easy to travel around with plenty of space to walk and no trip hazards in the path



Slips, Trips and Falls Kitchen and Cafeteria Training Guide

Below are questions and talking guides for slips, trips and falls kitchen and cafeteria.

Tidying work area

How can we ensure that work areas are kept tidy and clean to prevent slips, trips and falls?

Schedule cleaning and pick up times during the work schedule to ensure it is done each shift and each day.

Announcing entry and exit

Why is it important to announce travel into and out of the kitchen as well as when passing by others that are cooking?

To avoid collision. If employees announce themselves before swinging a door open or before traveling behind someone working with hot or boiling items they can avoid serious injury.

Repairs

Open discussion:

If an issue or damage arises to flooring, rugs, matting, drains etc. what is the process for reporting and having repairs done?

Who should be contacted?

Arrangement

Look at the arrangement of the dining room and any other areas that furniture and storage can be altered. Ensure it is set up in the best way to promote easy flow of traffic. Remove tripping hazards and ensure walkways have adequate room and make sense.